















EQUIPMENT CATALOGUE EXPORT

**WHEEL BALANCERS
and Original Accessories**

EFFECTIVE FROM JANUARY 2024

REL. NOVEMBER 2024

COLOR TABLE

	RAL 3002	Corgi	/16
	RAL 3000	Citroen Red	/12
	RAL 7015	Mercedes Grey	/52
	RAL 7011	Mercedes Grey	/33
	RAL 7012	Mercedes Grey	/65
	RAL 7040	Volkswagen / Fiat / Porsche Grey	/39
	RAL 7030	Maserati / Ferrari Grey	/69
	RAL 7016	BMW Grey	/34 (bucciato)
	RAL 5011	Peugeot Blue	/A4 o /22 (bucciato)
	RAL 1003	Renault Yellow	/45
	RAL 7042	Renault Grey	/38
	RAL 9005	Lamborghini Black	/90 (bucciato)

Different colors subject to confirmation of the Export dept, with possible surcharge.

NEXION SPA reserves the right to change the specifications of its products at any time without prior notice. The company declines all responsibility in the event of claims deriving from the use of non-original accessories or spare parts with consequent forfeiture of the EC declaration of conformity.

OFF-THE-VEHICLE WHEEL BALANCERS FOR CARS

EYE-LIGHT PLUS DIAGNOSTICLINE
 EYE-LIGHT PLUS DIAGNOSTICLINE
 EM 9980C PLUS DIAGNOSTICLINE
 EM 9780C PLUS AUTOMATICLINE
 EM 9780 PLUS AUTOMATICLINE
 EM 9580 C PLUS TOUCHSCREEN
 EM 9580 PLUS TOUCHSCREEN
 EM 9580 C PLUS LASERLINE
 EM 9580 PLUS LASERLINE
 EM 9550 C PLUS LASERLINE
 EM 9550 PLUS LASERLINE
 EM 9380 C XLINE TOUCHSCREEN
 EM 9380 XLINE TOUCHSCREEN
 EM 9380 C XLINE
 EM 9380 XLINE
 EM 9350 C XLINE
 EM 9350 XLINE
 EM 9280 C COMPACTLINE
 EM 9280 COMPACTLINE
 EM 9250 C COMPACTLINE
 EM 9250 COMPACTLINE

WHEEL BALANCER BIKELINE

EM 9250 BASIC BIKELINE
 ACCESSORIES FOR WHEEL BALANCERS FOR CARS & MOTORCYCLES

WHEEL BALANCERS FOR CAR MOBILE SERVICE

EM 9050 SPACESAVER
 EM 9050 - TILT UP - HAND SPIN
 EM 9050 - SLIDE - MOTORIZED SPIN
 EM 9050 WORKBENCH
 RECOMMENDED ACCESSORIES FOR CAR MOBILE SERVICE

4	WHEEL BALANCERS FOR TRUCK MOBILE SERVICE	60
4	ET 1050 MOBILE TRUCK	60
4	RECOMMENDED ACCESSORIES FOR ET 1050 MOBILE TRUCK	61
5		
6	OFF-THE-VEHICLE WHEEL BALANCERS FOR TRUCKS	62
7	ET 1680 TRUCKLINE TOUCHSCREEN	62
8	ET 1650 TRUCKLINE	63
9	ET 1450 TRUCKLINE	64
10	ET 88	65
11	ET 77	66
12	ACCESSORIES FOR OFF-THE-VEHICLE WHEEL BALANCERS FOR TRUCKS	67
13		
14		
15		
16		
17		
18		
19		
20		
21		
22		
23		
24		
24		
25		
53		
53		
54		
55		
56		
57		

EYE-LIGHT PLUS DIAGNOSTICLINE




STANDARD ACCESSORIES

SLUG
cod. 8-21100221

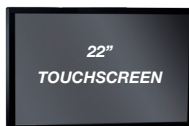


cod.
802227308

Ø 42÷118,5 mm



cod.
8-21100142



cod. 5-121236



x3



per versione WiNUT



32"



Versione WiNUT



Code	Electrical Supply	Description
0-21101101/16	100-230V / 1Ph / 50-60Hz	Diagnostic machine for tyre shops, work shops, car dealers and cars manufacturers; 22" touchscreen monitor; no-contact data measurement with double laser triangulator; easy-to-use punctiform laser ; Wireless automatic wheel locking device (WiNUT); "Zero-space" wheel carter with automatic opening; industrial PC, camera and complete diagnosis (radial and lateral run-out, Tread depth and wheel drift); Weight management; iPos for smart wheel positioning;
0-21101100/16	100-230V / 1Ph / 50-60Hz	As above but with pedal operated automatic wheel locking

EM 9980C PLUS DIAGNOSTICLINE



STANDARD ACCESSORIES



WiNut Version




Code	Electrical Supply	Description
0-21109984/16	100-230V / 1Ph / 50-60Hz	Diagnostic wheel balancer for tyre shops, work shops, car dealers and cars manufacturers; 22" touchscreen monitor; no-contact data measurement with double laser triangulator; easy-to-use punctiform laser; diagnostic of radial and lateral wheel run out; easy-to-use punctiform laser ; Wireless automatic wheel locking device (WiNUT); "Zero-space" wheel carter; Weight management; iPos Lite for smart wheel positioning.
0-21109983/16	100-230V / 1Ph / 50-60Hz	As above but with pedal operated automatic wheel locking

EM 9780C PLUS AUTOMATICLINE

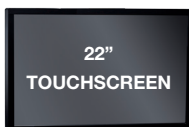


STANDARD ACCESSORIES

cod.
8-21100221



FIR WiNut
VERSION



cod. 5-121236



cod.
802227308



32"



Code	Electrical Supply	Description
0-21109784/16	100-230V / 1Ph / 50-60Hz	Automatic wheel balancer for tyre shops, work shops, car dealers and cars manufacturers; no-contact data input (combined system LASER-SONAR) including 22" touchscreen monitor; punctiform laser in ergonomic position; Wireless automatic wheel locking device (WiNUT); "Zero-space" wheel carter; Weight management; iPos Lite for smart wheel positioning. Wheel diagnostic, counterweights dispenser and support for HPC are optional.
0-21109783/16	100-230V / 1Ph / 50-60Hz	As above but with pedal operated automatic wheel locking

EM 9780 PLUS AUTOMATICLINE




STANDARD ACCESSORIES

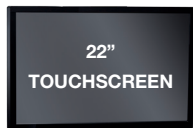
cod.
8-21100221



Ø 42÷118,5 mm



x3



cod. 5-121236

cod.
8-21100142



cod.
802227308




32"

Code	Electrical Supply	Description
0-21109790/16	100-230V / 1Ph / 50-60Hz	Automatic Wheel Balancer for tyre shops, workshops, car dealers and cars manufacturers; No-contact data input (combined system LASER-SONAR) including 22" touchscreen monitor; punctiform laser in ergonomic position; "Zero-space" wheel carter; Weight management; iPos Lite for smart wheel positioning. Manual wheel clamping. Wheel diagnostic, counterweights dispenser and support for HPC are optional.

EM 9580 C PLUS TOUCHSCREEN

STANDARD ACCESSORIES

cod.
8-11100221



cod.
8-21100159



per versione WiNut



cod. 5-121236

cod.
802227308



cod.
8-21100142



Code	Electrical Supply	Description
0-21109592/16	100-230V / 1Ph / 50-60Hz	Wheel balancer with 22" industrial Touchscreen monitor, LaserLine indicator, Led illuminator, 28" SmartArm device for automatic data input with FST Fast Selection Program, LaserBlade function, exclusive Wireless locking device (WiNUT), automatic wheel clamping, "Zero Space" wheel guard, WM program included (AWD Sonar and Run-Out kit NOT included) Exclusive wireless locking system
0-21109591/16	100-230V / 1Ph / 50-60Hz	As above but with pedal operated automatic wheel clamping

EM 9580 PLUS TOUCHSCREEN




STANDARD ACCESSORIES

COD.
8-11100221



Ø 42÷118,5 mm



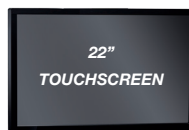
x3



COD.
8-21100159



COD. 5-121236



COD.
802227308



COD.
8-21100142



28"



Code	Electrical Supply	Description
0-21109590/16	100-230V / 1Ph / 50-60Hz	Wheel balancer with 22" industrial Touchscreen monitor, LaserLine indicator, Led illuminator, 28" SmartArm device for automatic data input with FST Fast Selection Program, LaserBlade function, manual wheel clamping, "Zero Space" wheel guard, WM program included (AWD Sonar and Run-Out kit NOT included)

EM 9580 C PLUS LASERLINE

STANDARD ACCESSORIES



Code	Electrical Supply	Description
0-21109588/16	100-230V / 1Ph / 50-60Hz	<p>Wheel balancer with LaserLine indicator, automatic data input with Fast Selection Program, exclusive Wireless locking device (WiNUT), automatic wheel clamping, "Zero Space" wheel guard, WM program included (monitor and Sonar NOT included)</p> <p>Exclusive wireless locking system</p> <p>WiNUT</p>
0-21109586/16	100-230V / 1Ph / 50-60Hz	<p>Wheel balancer with LaserLine indicator, automatic wheel clamping, automatic data input with Fast Selection Program, "Zero Space" wheel guard, WM program included (monitor and Sonar NOT included)</p>

EM 9580 PLUS LASERLINE




STANDARD ACCESSORIES

cod.
8-21100221



Ø 42÷118,5 mm



x3



cod.
802227308

cod.
8-21100159

cod.
8-21100142



28"

Code	Electrical Supply	Description
0-21109587/16	100-230V / 1Ph / 50-60Hz	Wheel balancer with LaserLine indicator , manual wheel clamping, automatic data input with Fast Selection Program, "Zero Space" wheel guard, WM program included (monitor and Sonar NOT included)

EM 9550 C PLUS LASERLINE




STANDARD ACCESSORIES

cod.
8-21100221



Ø 42÷118,5 mm



cod.
802227308



x3



cod.
8-21100159



28"

Code	Electrical Supply	Description
0-21109556/16	100-230V / 1Ph / 50-60Hz	Display wheel balancer with LaserLine indicator , automatic wheel clamping, automatic data input with Fast Selection Program, "Zero Space" wheel guard, WM program included (Sonar NOT included)

EM 9550 PLUS LASERLINE



STANDARD ACCESSORIES

cod.
8-21100221



Ø 42÷118,5 mm




x3



cod.
802227308



cod.
8-21100159



28"

Code	Electrical Supply	Description
0-21109557/16	100-230V / 1Ph / 50-60Hz	Display wheel balancer with LaserLine indicator, manual wheel clamping, "Zero Space" wheel guard, WM program included, (Sonar NOT included)

EM 9380 C XLINE TOUCHSCREEN




STANDARD ACCESSORIES

cod.
8-21100221



Ø 42÷118,5 mm



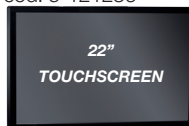
x3



cod.
802227308



cod. 5-121236



Code	Electrical Supply	Description
0-21193806/16	200-230V / 1Ph / 50-60Hz	Wheel balancer with 22" Touchscreen monitor , LaserLine indicator, Led illuminator, automatic wheel clamping, 28" SmartArm device, Weight Management. (AWD Sonar NOT included)

EM 9380 XLINE TOUCHSCREEN




STANDARD ACCESSORIES

cod.
8-21100221



Ø 42÷118,5 mm



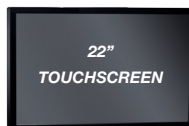
x3



cod.
802227308



cod. 5-121236



28"

TOUCHSCREEN

Code	Electrical Supply	Description
0-21193805/16	200-230V / 1Ph / 50-60Hz	Wheel balancer with 22" Touchscreen monitor , LaserLine indicator, Led illuminator, manual wheel clamping, 28" SmartArm device, Weight Management. (AWD Sonar NOT included)

EM 9380 C XLINE




STANDARD ACCESSORIES

cod.
8-21100221



Ø 42÷118,5 mm



cod.
802227308





28"

Code	Electrical Supply	Description
0-21193802/16	200-230V / 1Ph / 50-60Hz	Wheel balancer with LaserLine indicator , automatic data input, Automatic wheel clamping, WM program included, (monitor NOT included).
0-21193803/16	100-115V / 1Ph / 50-60Hz	Wheel balancer with LaserLine indicator , automatic data input, Automatic wheel clamping, WM program included, (monitor NOT included).

EM 9380 XLINE



STANDARD ACCESSORIES



cod.
802227308



Code	Electrical Supply	Description
0-21193800/16	200-230V / 1Ph / 50-60Hz	Wheel balancer with LaserLine indicator , automatic data input (monitor NOT included), WM program included.
0-21193801/16	100-115V / 1Ph / 50-60Hz	Wheel balancer with LaserLine indicator , automatic data input (monitor NOT included), WM program included.

EM 9350 C XLINE




STANDARD ACCESSORIES

cod.
8-21100221



Ø 42÷118,5 mm



x3



cod.
802227308



28"



Code	Electrical Supply	Description
0-21193502/16	200-230V / 1Ph / 50-60Hz	LCD Display machine with LaserLine indicator, automatic data input and automatic wheel locking
0-21193503/16	100-115V / 1Ph / 50-60Hz	As above but with different power supply

EM 9350 XLINE




STANDARD ACCESSORIES

cod.
8-21100221



Ø 42÷118,5 mm



x3



cod.
802227308




28"

Code	Electrical Supply	Description
0-21193500/16	200-230V / 1Ph / 50-60Hz	LCD display machine with LaserLine indicator, automatic data input with FSP.
0-21193501/16	100-115V / 1Ph / 50-60Hz	LCD display machine with LaserLine indicator, automatic data input with FSP.

EM 9280 C COMPACTLINE

STANDARD ACCESSORIES



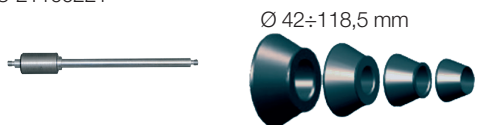
Code	Electrical Supply	Description
0-21192804/16	200-230V / 1Ph / 50-60Hz	Wheel balancer , compact and essential with professional performances; Pneumatic wheel clamping (patent). Easy & Quick to use; Automatic wheel distance and diameter acquisition with SMARTARM for the automatic identification of the best balancing program;AWC (Auto Width Calculation): automatic calculation of the width even if the AWD external sensor is not present. The wheel balancer calculates the width by reducing the operational time;Automatic braking at end of measurement; Rpa system - research of the weight automation position and automatic clamping brake;Quick optimise, Hidden weight and Split weight programmes for motorcycles; 4 cones (42÷118,5mm); Monitor and PL50 not included
0-21192805/16	100-115V / 1Ph / 50-60Hz	EM9280 C CompactLine , as above, but with different power supply

EM 9280 COMPACTLINE



STANDARD ACCESSORIES

cod.
8-21100221



Ø 42±118,5 mm



x3

cod.
802227308



28"

Code	Electrical Supply	Description
0-21192800/16	200-230V / 1Ph / 50-60Hz	Wheel balancer with automatic data input, automatic brake at the end of the spin, RPA system, WM program included, (monitor NOT included).
0-21192801/16	100-115V / 1Ph / 50-60Hz	Wheel balancer with automatic data input, automatic brake at the end of the spin, RPA system, WM program included, (monitor NOT included).
0-21192802/16	200-230V / 1Ph / 50-60Hz	Wheel balancer with automatic data input, automatic brake at the end of the spin, RPA system, WM program included, (monitor and wheel guard NOT included).
0-21192803/16	100-115V / 1Ph / 50-60Hz	Wheel balancer with automatic data input, automatic brake at the end of the spin, RPA system, WM program included, (monitor and wheel guard NOT included).

EM 9250 C COMPACTLINE




STANDARD ACCESSORIES

cod.
8-21100221



Ø 42÷118,5 mm



x3



cod.
802227308



28"

Code	Electrical Supply	Description
0-21192513/16	200-230V / 1Ph / 50-60Hz	LCD display wheel balancer with automatic data input and automatic brake at the end of the spin, PNEULOCK automatic wheel clamping, AWC Auto Width Calculation, automatic brake at the end of the measurement and RPA system
0-21192514/16	100-115V / 1Ph / 50-60Hz	As above, but with different power supply .

EM 9250 COMPACTLINE




STANDARD ACCESSORIES

cod.
8-21100221



Ø 42÷118,5 mm



x3



COD.
802227308



28"

Premium Version

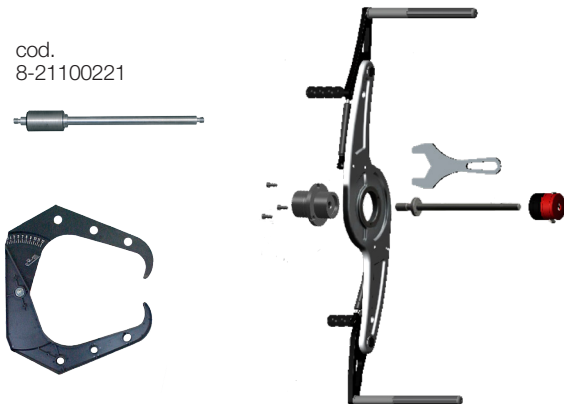
Code	Electrical Supply	Description
0-21192508/16	200-230V / 1Ph / 50-60Hz	PREMIUM Version: EM9250 CompactLine , LCD display machine with automatic data input and automatic brake at the end of the spin. Electric brake and RPA system.
0-21192509/16	100-115V / 1Ph / 50-60Hz	As above, but with different power supply .
0-21192510/16	200-230V / 1Ph / 50-60Hz	LCD display machine with automatic data input and automatic brake at the end of the spin, Electric brake and RPA system, (wheel guard NOT included).
0-21192511/16	100-115V / 1Ph / 50-60Hz	As above, but with different power supply .
0-21192504/16	200-230V / 1Ph / 50-60Hz	PROFESSIONAL Version: EM9250 CompactLine , LCD display machine with automatic data input and automatic brake at the end of the spin.
0-21192505/16	100-115V / 1Ph / 50-60Hz	As above, but with different power supply .
0-21192506/16	200-230V / 1Ph / 50-60Hz	LCD display machine with automatic data input and automatic brake at the end of the spin, (wheel guard NOT included).
0-21192507/16	100-115V / 1Ph / 50-60Hz	As above, but with different power supply .
0-21192500/16	200-230V / 1Ph / 50-60Hz	BASIC Version: EM9250 CompactLine , LCD display machine with manual data input and automatic brake at the end of the spin.
0-21192501/16	100-115V / 1Ph / 50-60Hz	As above, but with different power supply .
0-21192502/16	200-230V / 1Ph / 50-60Hz	LCD display machine with manual data input and automatic brake at the end of the spin (wheel guard NOT included).
0-21192503/16	100-115V / 1Ph / 50-60Hz	As above, but with different power supply .

EM 9250 BASIC BIKELINE



STANDARD ACCESSORIES

cod.
8-21100221





cod.
802227308




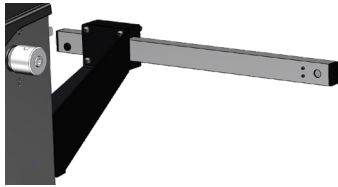

28"

Code	Electrical Supply	Description
0-21192512/16	200-230V / 1Ph / 50-60Hz	EM9250 Basic Bike Line , LCD display wheel balancer complete with BIKE UNIVERSAL KIT and PRA4 KIT

ACCESSORIES FOR WHEEL BALANCERS FOR CARS & MOTORCYCLES

Image	Description	Code	EYE-LIGHT Plus	EM9980 C Plus	EM9780 C Plus	EM9780 Plus Line	EM9580 C Plus TouchScr	EM9580 Plus Touchscreen	EM9580 C Plus	EM9580 Plus	EM9550 C Plus	EM9550 Plus	EM9380 C / Touchscreen	EM9380 / Touchscreen	EM9350 C	EM9350	EM9280 C	EM9280	EM9250 C Premium	EM9250 Premium	EM9250 Professional	EM9250 Basic	EM9250 Basic BikeLine
MONITORS																							
	22" Wide screen monitor. (not for Touchscreen version)	8-21100234	-	-	-	-	-	-	O	O	-	-	O	O	-	-	-	-	-	-	-	-	-
	19" Wide screen monitor. (not for Touchscreen version)	8-21100235	-	-	-	-	-	-	O	O	-	-	O	O	-	-	O	O	-	-	-	-	-
	Cleaning kit for monitor.	8-21120006	O	O	O	O	O	O	O	O	-	-	O	O	-	-	O	O	-	-	-	-	-




ACCESSORIES FOR WHEEL BALANCERS FOR CARS & MOTORCYCLES

Image	Description	Code	EYE-LIGHT Plus	EM9980 C Plus	EM9780 C Plus	EM9780 Plus Line	EM9580 C Plus TouchScr	EM9580 Plus Touchscreen	EM9580 C Plus	EM9580 Plus	EM9550 C Plus	EM9550 Plus	EM9380 C / Touchscreen	EM9380 / Touchscreen	EM9350 C	EM9350	EM9280 C	EM9280	EM9250 C Premium	EM9250 Premium	EM9250 Professional	EM9250 Basic	EM9250 Basic BikeLine
ELECTRONIC DEVICES																							
 <p>LAN CONNECTION KIT</p>	<p>LAN CONNECTION KIT Interconnection kit of the wheel balancer to the company management system network; it allow to view, archive and print remotely the different measurement and diagnostic reports of the diagnostic wheel balancer.</p>	8-21100255	O	O	O	O	O	C	O	O	-	-	O	O	-	-	O	O	-	-	-	-	-
	<p>RRS-2 - Sonar RUN-OUT Kit allows you to check the status of wheel eccentricity through a system of colored icons on the main screen.</p>	8-21100277	-	-	-	-	-	-	-	-	-	-	O	O	-	-	O	O	-	-	-	-	-
	<p>EG1 Width wheel measurement.</p>	8-21100074	-	-	-	-	-	-	-	-	-	-	-	-	-	-	-	-	-	-	O	-	-

ACCESSORIES FOR WHEEL BALANCERS FOR CARS & MOTORCYCLES

Image	Description	Code																					
			EYE-LIGHT Plus	EM9980 C Plus	EM9780 C Plus	EM9780 Plus Line	EM9580 C Plus TouchScr	EM9580 Plus Touchscreen	EM9580 C Plus	EM9580 Plus	EM9550 C Plus	EM9550 Plus	EM9380 C / Touchscreen	EM9380 / Touchscreen	EM9350 C	EM9350	EM9280 C	EM9280	EM9250 C Premium	EM9250 Premium	EM9250 Professional	EM9250 Basic	EM9250 Basic BikeLine
	LASER BLADE KIT: Upgrade kit for EM93xx & EM92xx series, to guide the operator in choosing the rim's inner planes without any errors and with extremely good visibility	8-21120022	-	-	-	-	-	-	-	-	-	-	○	○	○	○	○	○	○	○	○	○	○
	Upgrade kit LASER BLADE for EM95xx series, not Plus (this kit is already fitted on the EM9550-EM9580 Plus series, it allows the upgrade of the EM95xx models not in Plus version, manufactured until end of 2017)	8-21120023	-	-	-	-	■	■	■	■	■	-	-	-	-	-	-	-	-	-	-	-	-
	Laser & Led kit	8-21100238	-	-	-	-	-	-	-	-	-	-	-	-	○	○	○	○	○	○	○	-	-
	AWD kit for wheel width measurement by Sonar sensor. Compatible with wheel balancer models produced from July 2024	8-21100293/90	-	-	■	■	○	○	○	○	○	○	○	○	○	○	○	○	○	○	-	-	-




ACCESSORIES FOR WHEEL BALANCERS FOR CARS & MOTORCYCLES

Image	Description	Code	EYE-LIGHT Plus	EM9980 C Plus	EM9780 C Plus	EM9780 Plus Line	EM9580 C Plus TouchScr	EM9580 Plus Touchscreen	EM9580 C Plus	EM9580 Plus	EM9550 C Plus	EM9550 Plus	EM9380 C / Touchscreen	EM9380 / Touchscreen	EM9350 C	EM9350	EM9280 C	EM9280	EM9250 C Premium	EM9250 Premium	EM9250 Professional	EM9250 Basic	EM9250 Basic BikeLine
	RETROFIT KIT - WINUT to add the WiNut system to wheels balancers produced without it; EM92xx-C and EM93xx-C manufactured starting from July 2019	8-21100242	O	O	O	-	O	-	O	-	-	-	O	-	O	-	O	-	O	-	-	-	-
	RRS - Sonar RUN-OUT Kit for measuring wheel eccentricity. In touchscreen models, in addition to graphical data visualization, the BESTFIT function is also included.	8-21100250	-	-	O	O	O	O	O	O	-	-	-	-	-	-	-	-	-	-	-	-	-
LIFTERS																							
	TT - ZERO GRAVITY Automatic self-balancing wheel lifter, 80 kg capacity	8-21100230	O	O	O	O	O	O	O	O	O	O	O	O	O	O	O	O	O	O	O	O	O

ACCESSORIES FOR WHEEL BALANCERS FOR CARS & MOTORCYCLES

Image	Description	Code																					
			EYE-LIGHT Plus	EM9980 C Plus	EM9780 C Plus	EM9780 Plus Line	EM9580 C Plus TouchScr	EM9580 Plus Touchscreen	EM9580 C Plus	EM9580 Plus	EM9550 C Plus	EM9550 Plus	EM9380 C / Touchscreen	EM9380 / Touchscreen	EM9350 C	EM9350	EM9280 C	EM9280	EM9250 C Premium	EM9250 Premium	EM9250 Professional	EM9250 Basic	EM9250 Basic BikeLine
	TT-R Professional adjustable scissor wheel lifter, one handed control, 80 kg capacity	8-21100248	O	O	O	O	O	O	O	O	O	O	O	O	O	O	O	O	O	O	O	O	O
	TTØ mounting kit for TT-ZERO GRAVITY and TT-R wheel lifter, only for EM9380, EM9350, EM9280 and 9250.	8-21100231	-	-	-	-	-	-	-	-	-	O	O	O	O	O	O	O	O	O	O	O	O
	Flap kit for TT-ZERO GRAVITY and TT-R wheel lifter (it allows to mount the lifter on wheel balancers with lateral foot) for EM9280, EM9250.	8-21600132	-	-	-	-	-	-	-	-	-	-	-	-	-	O	O	O	O	O	O	O	O



ACCESSORIES FOR WHEEL BALANCERS FOR CARS & MOTORCYCLES

Image	Description	Code																					
			EYE-LIGHT Plus	EM9980 C Plus	EM9780 C Plus	EM9780 Plus Line	EM9580 C Plus TouchScr	EM9580 Plus Touchscreen	EM9580 C Plus	EM9580 Plus	EM9550 C Plus	EM9550 Plus	EM9380 C / Touchscreen	EM9380 / Touchscreen	EM9350 C	EM9350	EM9280 C	EM9280	EM9250 C Premium	EM9250 Premium	EM9250 Professional	EM9250 Basic	EM9250 Basic BikeLine
	TT 80 Universal pneumatic lifter, max load kg 80.	8-21100161	O	O	O	O	O	O	O	O	O	O	O	O	O	O	O	O	O	O	O	O	O
 FTT1	FTT1 Mounting kit for TT80.	8-21100163	-	-	-	-	-	-	-	-	-	-	O	O	O	O	O	O	O	O	O	O	O
 FTT2	FTT2 Mounting kit for TT80.	8-21120002	O	O	O	O	O	O	O	O	O	O	-	-	-	-	-	-	-	-	-	-	-




ACCESSORIES FOR WHEEL BALANCERS FOR CARS & MOTORCYCLES

Image	Description	Code	EYE-LIGHT Plus	EM9980 C Plus	EM9780 C Plus	EM9780 Plus Line	EM9580 C Plus TouchScr	EM9580 Plus Touchscreen	EM9580 C Plus	EM9580 Plus	EM9550 C Plus	EM9550 Plus	EM9380 C / Touchscreen	EM9880 / Touchscreen	EM9350 C	EM9350	EM9280 C	EM9280	EM9250 C Premium	EM9250 Premium	EM9250 Professional	EM9250 Basic	EM9250 Basic BikeLine
CUSTOMIZATION KITS																							
	Side support panel: accessory holder support panel for centering kits and HPC kits, painted in red color (for wheel balancers already painted in red color RAL 3002 - /16)	8-21100258/16	-	-	-	-	-	-	-	-	-	-	-	-	-	-	0	0	0	0	0	0	0
	Side support panel: accessory holder support panel for centering kits and HPC kits, painted in black color (for wheel balancers already painted in other, NOT RAL 3002 - /16)	8-21100258/90	-	-	-	-	-	-	-	-	-	-	-	-	-	-	-	0	0	0	0	0	0
	Support panel for HPC High Precision Collets centering kit, painted in red color (for wheel balancers already painted in red color RAL 3002 in /16)	8-21100253/16	-	0	0	0	0	0	0	0	0	0	-	-	-	-	-	-	-	-	-	-	-
	Support panel for HPC High Precision Collets centering kit, painted in black color (for wheel balancers painted in other colors, NOT RAL 3002 in /16)	8-21100253/90	■	0	0	0	0	0	0	0	0	0	-	-	-	-	-	-	-	-	-	-	-

ACCESSORIES FOR WHEEL BALANCERS FOR CARS & MOTORCYCLES

Image	Description	Code																						
			EYE-LIGHT Plus	EM9980 C Plus	EM9780 C Plus	EM9780 Plus Line	EM9580 C Plus TouchScr	EM9580 Plus Touchscreen	EM9580 C Plus	EM9580 Plus	EM9550 C Plus	EM9550 Plus	EM9380 C / Touchscreen	EM9380 / Touchscreen	EM9350 C	EM9350	EM9280 C	EM9280	EM9250 C Premium	EM9250 Premium	EM9250 Professional	EM9250 Basic	EM9250 Basic BikeLine	
	PL50 Foot for installation without anchoring to floor. Maximum wheel weight is limited to 50 Kg with the foot installed (RED COLOR)	8-21100158/16	-	-	-	-	-	-	-	-	-	-	-	-	-	-	-	-	-	-	-	-	-	-
	PL50 Foot for installation without anchoring to floor. Maximum wheel weight is limited to 50 Kg with the foot installed (BLACK COLOR).	8-21100158/90	-	-	-	-	-	-	-	-	-	-	-	-	-	-	-	-	-	-	-	-	-	-
	Customization colour kit only for EM9250 and EM9280	8-21100245/xx	-	-	-	-	-	-	-	-	-	-	-	-	-	-	-	-	-	-	-	-	-	

ACCESSORIES FOR WHEEL BALANCERS FOR CARS & MOTORCYCLES

Image	Description	Code	EYE-LIGHT Plus	EM9980 C Plus	EM9780 C Plus	EM9780 Plus Line	EM9580 C Plus TouchScr	EM9580 Plus Touchscreen	EM9580 C Plus	EM9580 Plus	EM9550 C Plus	EM9550 Plus	EM9380 C / Touchscreen	EM9380 / Touchscreen	EM9350 C	EM9350	EM9280 C	EM9280	EM9250 C Premium	EM9250 Premium	EM9250 Professional	EM9250 Basic	EM9250 Basic BikelLine
MISCELLANEOUS																							
	DISPENSER KIT: easy-to-use dispenser kit for adhesive counterweights coil.	8-21100251	O	O	O	O	O	O	O	O	O	O	O	O	O	O	O	O	O	O	O	O	O
	Adhesive counterweights coil: metal coil 5 gr x 1200 - 6 kg	8-21100252	O	O	O	O	O	O	O	O	O	O	O	O	O	O	O	O	O	O	O	O	O
	Complete wheel guard kit for EM92xx series	8-21100246/90	-	-	-	-	-	-	-	-	-	-	-	-	-	-	O	O	O	O	O	O	O
NEW! 	ASF Kit - Adjustable Stability Foot, optimizes the stability of the wheel balancer in case of accidental contact by the operator	8-21100299	O	O	O	O	O	O	O	O	O	O	O	O	O	O	O	O	O	O	O	O	O

ACCESSORIES FOR WHEEL BALANCERS FOR CARS & MOTORCYCLES				EYE-LIGHT Plus	EM9980 C Plus	EM9780 C Plus	EM9780 Plus Line	EM9580 C Plus TouchScr	EM9580 Plus Touchscreen	EM9580 C Plus	EM9580 Plus	EM9550 C Plus	EM9550 Plus	EM9380 C / Touchscreen	EM9380 / Touchscreen	EM9350 C	EM9350	EM9280 C	EM9280	EM9250 C Premium	EM9250 Premium	EM9250 Professional	EM9250 Basic	EM9250 Basic BikeLine
Image	Description	Code																						
	CB Pedal clamping brake only for EM9250.	8-21100191		-	-	-	-	-	-	-	-	-	-	-	-	-	-	-	-	-	-	○	○	○
	AWR adhesive weight remover.	802461006		○	○	○	○	○	○	○	○	○	○	○	○	○	○	○	○	○	○	○	○	○
	PR Inkjet USB printer	8-21120005		○	○	○	○	○	○	-	-	-	-	-	-	-	-	-	-	-	-	-	-	-
	PRS Printer support kit	8-21100236/90		○	○	○	○	○	○	-	-	-	-	-	-	-	-	-	-	-	-	-	-	-
	PFC Weight pliers.	802227308		■	■	■	■	■	■	■	■	■	■	■	■	■	■	■	■	■	■	■	■	■

ACCESSORIES FOR WHEEL BALANCERS FOR CARS & MOTORCYCLES

Image	Description	Code	EYE-LIGHT Plus	EM9980 C Plus	EM9780 C Plus	EM9780 Plus Line	EM9580 C Plus TouchScr	EM9580 Plus Touchscreen	EM9580 C Plus	EM9580 Plus	EM9550 C Plus	EM9550 Plus	EM9380 C / Touchscreen	EM9380 / Touchscreen	EM9350 C	EM9350	EM9280 C	EM9280	EM9250 C Premium	EM9250 Premium	EM9250 Professional	EM9250 Basic	EM9250 Basic BikeLine	
	Clip for assisted application of adhesive weights only for EM92XX, EM93XX.	8-21100159	-	-	-	-	■	■	■	■	■	■	○	○	○	○	○	○	○	○	○	○	○	
	PPT Bead depressor clamp.	8-21100225	○	○	○	○	○	○	○	○	○	○	○	○	○	○	○	○	○	○	○	○	○	
	VC-Voltage Converter 220V to 110V Voltage converter to electrically connect a 110V wheel balancer to a 220V mains voltage. Only for markets that have dual 220V and 110V mains power supplies and for wheel balancers manufactured in 110V.	8-21100292/90	-	-	-	-	-	-	-	-	-	-	○	○	○	○	○	○	○	○	○	○	○	
WHEEL CENTERING KITS																								
	GBP40 EVO KIT – professional quick nut kit $\varnothing 40 \times 3 \text{mm}$	8-21100289	-	-	-	■	-	■	-	■	-	■	-	■	-	■	-	■	-	■	■	■	○	
	PCF1 Wheel protector for centering alloy rims	4-115868																						
	CF1 Wheel clamping cap	4-115863																						
	CD1 Spacer cap	4-115864																						
	GBP EVO Quick nut	5-101561																						
	GBP1 Clamp "R"	4-104798																						
	GBP2 Clamp "L"	4-104799																						
GBP3 Lever	4-104796																							
	CCK3 EVO KIT – centering cone kit $\varnothing 40 \text{mm } 42 \div 103,5 \text{mm}$	8-21100280	■	■	■	■	■	■	■	■	■	■	■	■	■	■	■	■	■	■	■	■	○	
	CP1 Small cone $\varnothing 42 \div 68 \text{ mm}$	5-107970																						
	CP2 Medium cone $\varnothing 60 \div 87 \text{ mm}$	5-107968																						
	CP3 Large cone $\varnothing 83 \div 103 \text{ mm}$	5-107969																						




ACCESSORIES FOR WHEEL BALANCERS FOR CARS & MOTORCYCLES

Image	Description	Code	EYE-LIGHT Plus	EM9980 C Plus	EM9780 C Plus	EM9780 Plus Line	EM9580 C Plus TouchScr	EM9580 Plus Touchscreen	EM9580 C Plus	EM9580 Plus	EM9550 C Plus	EM9550 Plus	EM9380 C / Touchscreen	EM9380 / Touchscreen	EM9350 C	EM9350	EM9280 C	EM9280	EM9250 C Premium	EM9250 Premium	EM9250 Professional	EM9250 Basic	EM9250 Basic BikeLine	
	MFS - Standard Threaded shaft \varnothing 40x3 mm - 181,5 mm long	8-21100283	-	-	-	■	-	■	-	■	-	■	-	■	-	■	-	■	-	■	■	■	○	
	MFL - XL threaded shaft \varnothing 40x3mm - 220mm long	8-21100193	-	-	-	○	-	○	-	○	-	○	-	○	-	○	-	○	-	○	○	○	○	
	MBP40 EVO KIT – locking sleeve kit for electric or pneumatic wheel locking system	8-21100285	■	■	■	-	■	-	■	-	■	-	■	-	■	-	■	-	■	-	-	-	-	
	PCF1 Wheel protector for centering alloy rims	4-115868																						
	CF1 Wheel clamping cap	4-115863																						
	CD1 Spacer cap	4-115864																						
	QLS Quick Locking Sleeve	5-107394																						
WHEEL CENTERING KITS																								
	SBC Set of 6 bushes for reverse side centring \varnothing 40 mm	8-21100082	○	○	○	○	○	○	○	○	○	○	○	○	○	○	○	○	○	○	○	○	○	
	B1 AUDI , BMW, Chrysler, Opel, Rover, Seat, VW, Daewoo, Galaxy (Ford), Lotus, British-Leyland, Smart (Mercedes), Skoda	4-105075																						
	B2 Citröen , Hyundai, Lancia, Maserati, Mazda, Mercedes, Mitsubishi, Nissan, Opel, Peugeot, Saab, Volvo.	4-105076																						
	B3 BMW , Jaguar, Aston Martin.	4-105077																						
	B4 Ford , Honda, Rover	4-105078																						
	B5 Autobianchi , Alfa Romeo, Citröen, Fiat, Lada, Lancia, Jalbot, Biturbo (Maserati), Mazda, Nissan, Peugeot, Porsche, Renault, 2600-3500 serie (Rover), Seat =>90, Skoda, Toyota.	4-105079																						
B7 Citröen , Daihatsu, Honda, Kia, Mazda, Mitsubishi, Peugeot, Rover, Subaru, Toyota, Agila (Opel), Suzuki, Hyuday.	4-105080																							





ACCESSORIES FOR WHEEL BALANCERS FOR CARS & MOTORCYCLES

Image	Description	Code	EYE-LIGHT Plus	EM9980 C Plus	EM9780 C Plus	EM9780 Plus Line	EM9580 C Plus TouchScr	EM9580 Plus Touchscreen	EM9580 C Plus	EM9580 Plus	EM9550 C Plus	EM9550 Plus	EM9380 C / Touchscreen	EM9380 / Touchscreen	EM9350 C	EM9350	EM9280 C	EM9280	EM9250 C Premium	EM9250 Premium	EM9250 Professional	EM9250 Basic	EM9250 Basic Bikeline
	HPC High Precision Collets centering kit (8 two-faced slightly tapered bushings)	8-21100244	■	○	○	○	○	○	○	○	○	○	○	○	○	○	○	○	○	○	○	○	○
	Trolley for HPC kit.	8-21100243/90	○	○	○	○	○	○	○	○	○	○	○	○	○	○	○	○	○	○	○	○	○
WHEEL CENTERING KITS																							
	B6 Bush "Racing" Ø 67 mm for FERRARI / MASERATI	8-21100083	○	○	○	○	○	○	○	○	○	○	○	○	○	○	○	○	○	○	○	○	○
	B9 Bush OPEL Ø 56,5-65-70,1 mm	8-21100085	○	○	○	○	○	○	○	○	○	○	○	○	○	○	○	○	○	○	○	○	○



ACCESSORIES FOR WHEEL BALANCERS FOR CARS & MOTORCYCLES

Image	Description	Code																					
			EYE-LIGHT Plus	EM9980 C Plus	EM9780 C Plus	EM9780 Plus Line	EM9580 C Plus TouchScr	EM9580 Plus Touchscreen	EM9580 C Plus	EM9580 Plus	EM9550 C Plus	EM9550 Plus	EM9380 C / Touchscreen	EM9380 / Touchscreen	EM9350 C	EM9350	EM9280 C	EM9280	EM9250 C Premium	EM9250 Premium	EM9250 Professional	EM9250 Basic	EM9250 Basic BikeLine
 <p>B10 Ø 60 mm</p> <p>B12 Ø 66 mm</p> <p>B13 Ø 71 mm</p> <p>B14 Ø 89 mm</p> <p>B15 Ø 130 mm</p>	RENAULT Set of 5 Renault bushes.	8-21100229	○	○	○	○	○	○	○	○	○	○	○	○	○	○	○	○	○	○	○	○	○
	B10 60 mm	4-105106																					
	B12 66 mm	4-107025																					
	B13 71 mm	4-107026																					
	B14 89 mm	4-107027																					
	B15 130 mm	4-107028																					
 <p>B11</p> <p>B6</p>	BMW - MINI KIT Ø 66.5, Ø 56.5, Ø 72.5, Ø 74 mm	8-21100228	○	○	○	○	○	○	○	○	○	○	○	○	○	○	○	○	○	○	○	○	○
	B6 Ø 66.5 mm	4-105103																					
	B11 Ø 56.5 - Ø 72.5 - Ø 74 mm	4-105108																					
 <p>B17</p> <p>B16</p>	MERCEDES KIT ø 57 / 60 / 66,1 / 66,42 / 66,50 / 67 / 84 mm	8-21400022	○	○	○	○	○	○	○	○	○	○	○	○	○	○	○	○	○	○	○	○	○
	B16 ø 57 / 66,1 / 66,42 / 66,50 / 67 mm	4-138168																					
	B17 ø 60 / 84 mm	4-138169																					





ACCESSORIES FOR WHEEL BALANCERS FOR CARS & MOTORCYCLES

Image	Description	Code	EYE-LIGHT Plus	EM9980 C Plus	EM9780 C Plus	EM9780 Plus Line	EM9580 C Plus TouchScr	EM9580 Plus Touchscreen	EM9580 C Plus	EM9580 Plus	EM9550 C Plus	EM9550 Plus	EM9380 C / Touchscreen	EM9380 / Touchscreen	EM9350 C	EM9350	EM9280 C	EM9280	EM9250 C Premium	EM9250 Premium	EM9250 Professional	EM9250 Basic	EM9250 Basic BikeLine
WHEEL CENTERING																							
 CIP	CIP Intermediate cone $\varnothing 55 \div 72$ mm An indispensable accessory for wheels with plastic wheel covers and aftermarket wheels with short hub holes. The dimensions of the CIP prevent it from protruding through the hub hole at the front, preventing damage to the front of the wheel, as on these wheels, the front diameter of the hub hole is smaller than the diameter of the rear centring hole.	8-21100200	○	○	○	○	○	○	○	○	○	○	○	○	○	○	○	○	○	○	○	○	○
 CGF	ARF Accessory for off-road wheels $\varnothing 100 \div 118,5$ mm, $\varnothing 100 \div 129,5$ mm	8-21100080	■	■	■	■	■	■	■	■	■	■	■	■	■	■	■	■	■	■	■	■	○
 PCF1	CGF - Off-road wheel cone (vans)	4-103186																					
 CF1	PCF1 - Wheel protector for centring alloy rims	4-115868																					
	CF1 - Wheel clamping cap	4-115863																					





ACCESSORIES FOR WHEEL BALANCERS FOR CARS & MOTORCYCLES

Image	Description	Code	EYE-LIGHT Plus	EM9980 C Plus	EM9780 C Plus	EM9780 Plus Line	EM9580 C Plus TouchScr	EM9580 Plus Touchscreen	EM9580 C Plus	EM9580 Plus	EM9550 C Plus	EM9550 Plus	EM9380 C / Touchscreen	EM9380 / Touchscreen	EM9350 C	EM9350	EM9280 C	EM9280	EM9250 C Premium	EM9250 Premium	EM9250 Professional	EM9250 Basic	EM9250 Basic BikeLine
WHEEL CENTERING																							
	Centering cone capacity from Ø95 to Ø137 mm.	8-21100096	○	○	○	○	○	○	○	○	○	○	○	○	○	○	○	○	○	○	○	○	○
 DX2 CST	CLT Light truck cone Ø 110÷132 mm.	8-21100201	○	○	○	○	○	○	○	○	○	○	○	○	○	○	○	○	○	○	○	○	○
	DX2 Spacer	341843																					
	CST Light truck cone ø 110÷132 mm	4-112320																					
















ACCESSORIES FOR WHEEL BALANCERS FOR CARS & MOTORCYCLES

Image	Description	Code	EYE-LIGHT Plus	EM9980 C Plus	EM9780 C Plus	EM9780 Plus Line	EM9580 C Plus TouchScr	EM9580 Plus Touchscreen	EM9580 C Plus	EM9580 Plus	EM9550 C Plus	EM9550 Plus	EM9380 C / Touchscreen	EM9380 / Touchscreen	EM9350 C	EM9350	EM9280 C	EM9280	EM9250 C Premium	EM9250 Premium	EM9250 Professional	EM9250 Basic	EM9250 Basic BikeLine									
 DX1 CF1 CF2	DX/CBF Centring accessory for van and off-road wheels with central hole with Ø 117÷173 mm.	8-21100141	○	○	○	○	○	○	○	○	○	○	○	○	○	○	○	○	○	○	○	○	○									
		<table border="1"> <tr> <td>DX1</td> <td>Spacer</td> <td>4-107426</td> </tr> <tr> <td>CF1</td> <td>Cone for vans ø 117÷147 mm</td> <td>4-107423</td> </tr> <tr> <td>CF2</td> <td>Cone for vans 143÷173 mm</td> <td>4-107424</td> </tr> </table>	DX1	Spacer	4-107426	CF1	Cone for vans ø 117÷147 mm	4-107423	CF2	Cone for vans 143÷173 mm	4-107424																					
		DX1	Spacer	4-107426																												
		CF1	Cone for vans ø 117÷147 mm	4-107423																												
CF2	Cone for vans 143÷173 mm	4-107424																														
WHEEL CENTERING																																
 DX1 CF161	DX1/CF161 Professional centring kits for Mercedes Benz Sprinter and Volkswagen Crafter commercial vehicles with central hole with Ø 161 mm.	8-21120004	○	○	○	○	○	○	○	○	○	○	○	○	○	○	○	○	○	○	○	○	○									
		<table border="1"> <tr> <td>DX1</td> <td>Spacer</td> <td>4-107426</td> </tr> <tr> <td>CF161</td> <td>Centering cone Ø 161 mm</td> <td>4-131929</td> </tr> </table>	DX1	Spacer	4-107426	CF161	Centering cone Ø 161 mm	4-131929																								
		DX1	Spacer	4-107426																												
CF161	Centering cone Ø 161 mm	4-131929																														
WHEEL SPACERS																																
	DM Spacer MINI MORRIS Ø 40 mm	8-21100088	○	○	○	○	○	○	○	○	○	○	○	○	○	○	○	○	○	○	○	○	○									
 ARS DARS	ARS Racing accessory for sports wheels, for use with racing bush	8-21100089	○	○	○	○	○	○	○	○	○	○	○	○	○	○	○	○	○	○	○	○	○									



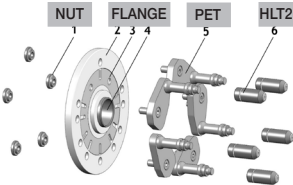
ACCESSORIES FOR WHEEL BALANCERS FOR CARS & MOTORCYCLES

Image	Description	Code		EYE-LIGHT Plus	EM9980 C Plus	EM9780 C Plus	EM9780 Plus Line	EM9580 C Plus TouchScr	EM9580 Plus Touchscreen	EM9580 C Plus	EM9580 Plus	EM9550 C Plus	EM9550 Plus	EM9380 C / Touchscreen	EM9380 / Touchscreen	EM9350 C	EM9350	EM9280 C	EM9280	EM9250 C Premium	EM9250 Premium	EM9250 Professional	EM9250 Basic	EM9250 Basic BikeLine
WHEEL CLAMPING - ASSORTED ACCESSORIES																								
	VGBP Hand wheel for wheel fastener ring.	802260682		-	-	-	-	-	O	-	O	-	O	-	O	-	O	-	O	-	O	O	O	O
	Kit with 2 revolving knob	8-21100291		-	-	-	-	-	O	-	O	-	O	-	O	-	O	-	O	-	O	O	O	O
	CBG Cap for clamping alloy rims Ø 210 mm	802459564		O	O	O	O	O	O	O	O	O	O	O	O	O	O	O	O	O	O	O	O	O
OR	OR Elastic rubber ring	462817																						
	QLN Ghiera rapida pneumatica Quick Lock. Installable on all models with threaded Ø 40 mm hub. Accessory with compressed air gun for clamping.	8-21100095		-	-	-	-	-	O	-	O	-	O	-	O	-	O	-	O	-	O	O	O	O

ACCESSORIES FOR WHEEL BALANCERS FOR CARS & MOTORCYCLES

Image	Description	Code	EYE-LIGHT Plus	EM9980 C Plus	EM9780 C Plus	EM9780 Plus Line	EM9580 C Plus TouchScr	EM9580 Plus Touchscreen	EM9580 C Plus	EM9580 Plus	EM9550 C Plus	EM9550 Plus	EM9380 C / Touchscreen	EM9380 / Touchscreen	EM9350 C	EM9350	EM9280 C	EM9280	EM9250 C Premium	EM9250 Premium	EM9250 Professional	EM9250 Basic	EM9250 Basic BikeLine
FLANGES FOR CLAMPING WHEELS WITH CENTRAL HOLE																							
 <p>per cerchi a 5 fori. Range bloccaggio 95,25 - 180 mm</p> <ul style="list-style-type: none">  Ø 28  Ø 22,5  Ø 22,5  Ø 19 	<p>PFF FASTPLATE 5 for 5-hole rims. Clamping range : 95,25 ÷ 180 mm</p> <p>3-05125 PLANETARY GEAR ASSEMBLY 3-05126 TORQUE TIP B Ø28 L:25MM 3-05127 TORQUE TIP C Ø22,5 L:40MM 3-05128 TORQUE TIP C Ø22,5 L:65MM 3-05129 TORQUE TIP E Ø19 L:40MM</p>	8-21100294	○	○	○	○	○	○	○	○	○	○	○	○	○	○	○	○	○	○	○	○	
 <p>per cerchi a 3-4-6-8 fori. Range bloccaggio 95,25 - 180 mm</p> <ul style="list-style-type: none">  Ø 28  Ø 22,5  Ø 22,5  Ø 19 	<p>PFF FASTPLATE 3-4-6-8 for 3-4-6-8-hole rims. Clamping range : 95,25 ÷ 180 mm</p> <p>3-05125 PLANETARY GEAR ASSEMBLY 3-05126 TORQUE TIP B Ø28 L:25MM 3-05127 TORQUE TIP C Ø22,5 L:40MM 3-05128 TORQUE TIP C Ø22,5 L:65MM 3-05129 TORQUE TIP E Ø19 L:40MM</p>	8-21100295	○	○	○	○	○	○	○	○	○	○	○	○	○	○	○	○	○	○	○	○	○
 <p>8-21100296 PFF FASTPLATE KIT per cerchi a 3-4-5-6-8 fori. Range bloccaggio 95,25 - 180 mm</p> <ul style="list-style-type: none">  Ø 28  Ø 22,5  Ø 22,5  Ø 19 	<p>PFF FASTPLATE KIT For 3-4-5-6-8-hole rims. (it included P/N 8-21100294 and P/N 8-21100295) Clamping range: 95,25÷180 mm</p> <p>3-05125 PLANETARY GEAR ASSEMBLY 3-05126 TORQUE TIP B Ø28 L:25MM 3-05127 TORQUE TIP C Ø22,5 L:40MM 3-05128 TORQUE TIP C Ø22,5 L:65MM 3-05129 TORQUE TIP E Ø19 L:40MM</p>	8-21100296	○	○	○	○	○	○	○	○	○	○	○	○	○	○	○	○	○	○	○	○	○

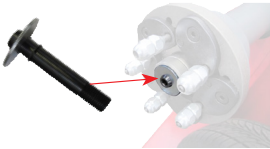




ACCESSORIES FOR WHEEL BALANCERS FOR CARS & MOTORCYCLES

Image	Description	Code	EYE-LIGHT Plus	EM9980 C Plus	EM9780 C Plus	EM9780 Plus Line	EM9580 C Plus TouchScr	EM9580 Plus Touchscreen	EM9580 C Plus	EM9580 Plus	EM9550 C Plus	EM9550 Plus	EM9380 C / Touchscreen	EM9380 / Touchscreen	EM9350 C	EM9350	EM9280 C	EM9280	EM9250 C Premium	EM9250 Premium	EM9250 Professional	EM9250 Basic	EM9250 Basic BikeLine	
	FPF-C SLEEVE HANDLE Sleeve for wheel balancers with automatic clamping. To be screwed directly to the FASTPLATE to work more comfortably and quickly	8-21100297	O	O	O	O	O	-	O	-	O	-	O	-	O	-	O	-	O	-	-	-	-	
FLANGES FOR CLAMPING WHEELS WITH CENTRAL HOLE																								
	FPF-2 BMW Universal flange kit for wheels with central hole (Ø 4x100/5x120/5x112).	8-21100145	O	O	O	O	O	O	O	O	O	O	O	O	O	O	O	O	O	O	O	O	O	
	FPF Basic Universal flange kit for wheels with central hole Ø 40 mm.	8-21100152	O	O	O	O	O	O	O	O	O	O	O	O	O	O	O	O	O	O	O	O	O	
	HLT2 Cap ø 22,5 L 58	4-109127																						
	PET Basic petal	4-108097																						

ACCESSORIES FOR WHEEL BALANCERS FOR CARS & MOTORCYCLES

Image	Description	Code	EYE-LIGHT Plus	EM9980 C Plus	EM9780 C Plus	EM9780 Plus Line	EM9580 C Plus TouchScr	EM9580 Plus Touchscreen	EM9580 C Plus	EM9580 Plus	EM9550 C Plus	EM9550 Plus	EM9380 C / Touchscreen	EM9380 / Touchscreen	EM9350 C	EM9350	EM9280 C	EM9280	EM9250 C Premium	EM9250 Premium	EM9250 Professional	EM9250 Basic	EM9250 Basic BikeLine																
FLANGES FOR CLAMPING WHEELS WITH AND WITHOUT CENTRAL HOLE																																							
	FRU-SA D.40 Universal flange for wheels with or without central hole.	8-21100091	○	○	○	○	○	○	○	○	○	○	○	○	○	○	○	○	○	○	○	○	○																
	<table border="1"> <tr> <td>FT 1</td> <td>Connecting rod with pin</td> <td>2401415</td> </tr> <tr> <td>DEB</td> <td>Conical/spheric nut for wheel fixing</td> <td>321878</td> </tr> <tr> <td>CHT6</td> <td>T Hexagonal key CH 6</td> <td>4-105877</td> </tr> <tr> <td>RFS</td> <td>Caliper</td> <td>441286</td> </tr> <tr> <td>CEP</td> <td>Hexagonal key CH 22</td> <td>426517</td> </tr> <tr> <td>CHI 6</td> <td>Hexagonal key CH 6</td> <td>600906</td> </tr> </table>	FT 1	Connecting rod with pin	2401415	DEB	Conical/spheric nut for wheel fixing	321878	CHT6	T Hexagonal key CH 6	4-105877	RFS	Caliper	441286	CEP	Hexagonal key CH 22	426517	CHI 6	Hexagonal key CH 6	600906																				
FT 1	Connecting rod with pin	2401415																																					
DEB	Conical/spheric nut for wheel fixing	321878																																					
CHT6	T Hexagonal key CH 6	4-105877																																					
RFS	Caliper	441286																																					
CEP	Hexagonal key CH 22	426517																																					
CHI 6	Hexagonal key CH 6	600906																																					
	BVFF Set of 5 bushes for precise centring on FRU flange.	8-21100092	○	○	○	○	○	○	○	○	○	○	○	○	○	○	○	○	○	○	○	○	○																
	<table border="1"> <tr> <td>BF1</td> <td>Bushing ø 55 Peugeot</td> <td>4-105110</td> </tr> <tr> <td>BF2</td> <td>Bushing ø 58,1 Fiat Ritmo and Citroën CX/ Evasion, Peugeot 806</td> <td>4-105174</td> </tr> <tr> <td>BF3</td> <td>Bushing ø 60,1 Renault</td> <td>4-105175</td> </tr> <tr> <td>BF4</td> <td>Bushing ø 65 Peugeot, Citroën</td> <td>4-105176</td> </tr> <tr> <td>BF5</td> <td>Bushing ø 57 BMW,VW, AUDI, SEAT</td> <td>4-106570</td> </tr> </table>	BF1	Bushing ø 55 Peugeot	4-105110	BF2	Bushing ø 58,1 Fiat Ritmo and Citroën CX/ Evasion, Peugeot 806	4-105174	BF3	Bushing ø 60,1 Renault	4-105175	BF4	Bushing ø 65 Peugeot, Citroën	4-105176	BF5	Bushing ø 57 BMW,VW, AUDI, SEAT	4-106570																							
BF1	Bushing ø 55 Peugeot	4-105110																																					
BF2	Bushing ø 58,1 Fiat Ritmo and Citroën CX/ Evasion, Peugeot 806	4-105174																																					
BF3	Bushing ø 60,1 Renault	4-105175																																					
BF4	Bushing ø 65 Peugeot, Citroën	4-105176																																					
BF5	Bushing ø 57 BMW,VW, AUDI, SEAT	4-106570																																					



ACCESSORIES FOR WHEEL BALANCERS FOR CARS & MOTORCYCLES

Image	Description	Code	EYE-LIGHT Plus	EM9980 C Plus	EM9780 C Plus	EM9780 Plus Line	EM9580 C Plus TouchScr	EM9580 Plus Touchscreen	EM9580 C Plus	EM9580 Plus	EM9550 C Plus	EM9550 Plus	EM9380 C / Touchscreen	EM9380 / Touchscreen	EM9350 C	EM9350	EM9280 C	EM9280	EM9250 C Premium	EM9250 Premium	EM9250 Professional	EM9250 Basic	EM9250 Basic BikeLine
FLANGES FOR CLAMPING WHEELS WITH AND WITHOUT CENTRAL HOLE																							
	Locking disc for BVFF bushes for FRU-SA flange, for wheel balancers with manual clamping	8-21100207	-	-	-	0	-	0	-	0	-	0	-	0	-	0	-	0	-	0	0	0	0
	Locking disc for BVFF bushes for FRU-SA flange, for wheel balancers with automatic "C" clamping	8-21100208	0	0	0	-	0	-	0	-	0	-	0	-	0	-	0	-	0	-	-	-	-
	BCO Set of five conical washers for FRU-sa for use with DCL and DEB when working with holes with \varnothing greater than 21 mm	802321387	0	0	0	0	0	0	0	0	0	0	0	0	0	0	0	0	0	0	0	0	0
	DCL Set of five conical nuts for alloy rims with FRU-SA flange.	802322075	0	0	0	0	0	0	0	0	0	0	0	0	0	0	0	0	0	0	0	0	0
	DMS Set of five spherical nuts for alloy rims with FRU-SA flange.	802322076	0	0	0	0	0	0	0	0	0	0	0	0	0	0	0	0	0	0	0	0	0

ACCESSORIES FOR WHEEL BALANCERS FOR CARS & MOTORCYCLES

Image	Description	Code	EYE-LIGHT Plus	EM9980 C Plus	EM9780 C Plus	EM9780 Plus Line	EM9580 C Plus TouchScr	EM9580 Plus Touchscreen	EM9580 C Plus	EM9580 Plus	EM9550 C Plus	EM9550 Plus	EM9380 C / Touchscreen	EM9380 / Touchscreen	EM9350 C	EM9350	EM9280 C	EM9280	EM9250 C Premium	EM9250 Premium	EM9250 Professional	EM9250 Basic	EM9250 Basic BikeLine	
	DC5 Set of five special nuts for Citroen C5.	802262700	○	○	○	○	○	○	○	○	○	○	○	○	○	○	○	○	○	○	○	○	○	○
	SDR Set of five special nuts for quick wheel fastening. BC - Conical bush 431481 BOS - Spheric bush 431482 VF - Quick fixing screw 431480	802231479	○	○	○	○	○	○	○	○	○	○	○	○	○	○	○	○	○	○	○	○	○	○
CALIBRATION AND TECHNICAL SUPPORT SYSTEM																								
	BLCK-1 Laser calibrator for EM9980-C Plus, Eyclight Plus, EM9780 Plus	8-21120001	○	○	○	○	-	-	-	-	-	-	-	-	-	-	-	-	-	-	-	-	-	-
	RS232 serial cable (mbu - mbe - seb).	8-21100224	○	○	○	○	○	○	○	○	○	○	○	○	○	○	○	○	○	○	○	○	○	○
	USB-RS232 adapter kit.	8-21100226	○	○	○	○	○	○	○	○	○	○	○	○	○	○	○	○	○	○	○	○	○	○

ACCESSORIES FOR WHEEL BALANCERS FOR CARS & MOTORCYCLES

Image	Description	Code	EYE-LIGHT Plus	EM9980 C Plus	EM9780 C Plus	EM9780 Plus Line	EM9580 C Plus TouchScr	EM9580 Plus Touchscreen	EM9580 C Plus	EM9580 Plus	EM9550 C Plus	EM9550 Plus	EM9380 C / Touchscreen	EM9380 / Touchscreen	EM9350 C	EM9350	EM9280 C	EM9280	EM9250 C Premium	EM9250 Premium	EM9250 Professional	EM9250 Basic	EM9250 Basic BikeLine	
	SLUG Sample weight for calibration.	8-21100221	■	■	■	■	■	■	■	■	■	■	■	■	■	■	■	■	■	■	■	■	■	■
	Tool kit	8-21100197	○	○	○	○	○	○	○	○	○	○	○	○	○	○	○	○	○	○	○	○	○	○

ACCESSORIES FOR WHEEL BALANCERS FOR MOTORCYCLES

CENTERING AND CLAMPING ACCESSORIES FOR MOTORCYCLE WHEELS

In the range of accessories for off-the-vehicle wheel balancers is now available the new BIKES UNIVERSAL KIT with various additional sets for centering and dynamic balancing of motorcycle wheels.

Easy to install and quickly to use. Ideal for small scooter wheels up to 21 inches large off-road type; without forgetting the wide chopper type and those monolever without bearings.


Balancing results excellent!

Universal for all wheel balancers in range both manual and automatic clamping.


EXAMPLE OF USE



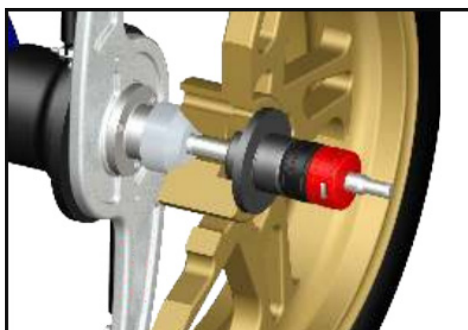
Shaft with centering cones.



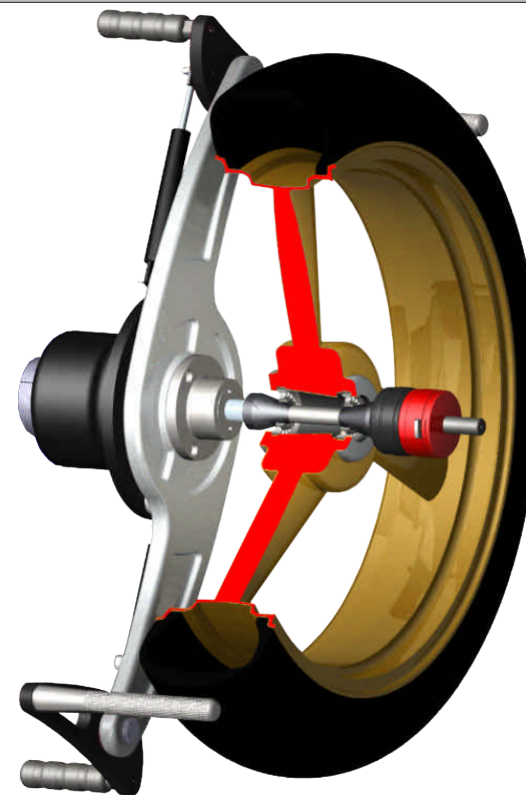
Shaft with centering sleeves.



Motorcycle shaft with same diameter as the floating bearing.



Shaft with special centering kit.



ACCESSORIES FOR WHEEL BALANCERS FOR CARS & MOTORCYCLES

Image	Description	Code	EYE-LIGHT Plus	EM9980 C Plus	EM9780 C Plus	EM9780 Plus Line	EM9580 C Plus TouchScr	EM9580 Plus Touchscreen	EM9580 C Plus	EM9580 Plus	EM9550 C Plus	EM9550 Plus	EM9380 C / Touchscreen	EM9380 / Touchscreen	EM9350 C	EM9350	EM9280 C	EM9280	EM9250 C Premium	EM9250 Premium	EM9250 Professional	EM9250 Basic	EM9250 Basic BikeLine																																																		
MOTORCYCLE STANDARD ACCESSORIES																																																																									
	BIKE UNIVERSAL KIT Basic device for balancing motorcycles and scooters wheels. Wheel holder shaft 14 mm. * Motorcycle extension gauge NOT included	8-21120012	O	O	O	O	O	O	O	O	O	O	O	O	O	O	O	O	O	O	O	O	■																																																		
	<table border="1"> <tr><td>1</td><td>DRAGGING GROUP</td><td>3-03408</td></tr> <tr><td>2</td><td>CYLINDRICAL CHUCK</td><td>3-03409</td></tr> <tr><td>3</td><td>Hexagon socket screw M 6x14</td><td>3-03410</td></tr> <tr><td>4</td><td>Single head wrench SW50</td><td>3-03411</td></tr> <tr><td>5</td><td>Wheel holder shaft Ø 14 mm</td><td>3-03412</td></tr> <tr><td>6</td><td>Centering cone 15-30 mm</td><td>3-03413</td></tr> <tr><td>7</td><td>Centering cone 16-45 mm (Scooter)</td><td>3-03414</td></tr> <tr><td>8</td><td>Quick Fix for shaft Ø 14 mm</td><td>3-03415</td></tr> <tr><td>9</td><td>Wall board</td><td>3-03416</td></tr> <tr><td>10</td><td>Short spacer</td><td>3-03417</td></tr> <tr><td>11</td><td>M 14 Knurled nut</td><td>3-03418</td></tr> <tr><td>12</td><td>Hexagon socket head key SW4</td><td>3-03419</td></tr> <tr><td>13</td><td>Centering sleeve Ø 15 mm</td><td>3-03420</td></tr> <tr><td>14</td><td>Centering sleeve Ø 17 mm</td><td>3-03421</td></tr> <tr><td>15</td><td>Centering sleeve Ø 20 mm</td><td>3-03422</td></tr> <tr><td>16</td><td>PIAGGIO Centering sleeve</td><td>3-03423</td></tr> <tr><td>17</td><td>BMW/HONDA Pressure piece</td><td>3-03407</td></tr> </table>	1	DRAGGING GROUP	3-03408	2	CYLINDRICAL CHUCK	3-03409	3	Hexagon socket screw M 6x14	3-03410	4	Single head wrench SW50	3-03411	5	Wheel holder shaft Ø 14 mm	3-03412	6	Centering cone 15-30 mm	3-03413	7	Centering cone 16-45 mm (Scooter)	3-03414	8	Quick Fix for shaft Ø 14 mm	3-03415	9	Wall board	3-03416	10	Short spacer	3-03417	11	M 14 Knurled nut	3-03418	12	Hexagon socket head key SW4	3-03419	13	Centering sleeve Ø 15 mm	3-03420	14	Centering sleeve Ø 17 mm	3-03421	15	Centering sleeve Ø 20 mm	3-03422	16	PIAGGIO Centering sleeve	3-03423	17	BMW/HONDA Pressure piece	3-03407																					
1	DRAGGING GROUP	3-03408																																																																							
2	CYLINDRICAL CHUCK	3-03409																																																																							
3	Hexagon socket screw M 6x14	3-03410																																																																							
4	Single head wrench SW50	3-03411																																																																							
5	Wheel holder shaft Ø 14 mm	3-03412																																																																							
6	Centering cone 15-30 mm	3-03413																																																																							
7	Centering cone 16-45 mm (Scooter)	3-03414																																																																							
8	Quick Fix for shaft Ø 14 mm	3-03415																																																																							
9	Wall board	3-03416																																																																							
10	Short spacer	3-03417																																																																							
11	M 14 Knurled nut	3-03418																																																																							
12	Hexagon socket head key SW4	3-03419																																																																							
13	Centering sleeve Ø 15 mm	3-03420																																																																							
14	Centering sleeve Ø 17 mm	3-03421																																																																							
15	Centering sleeve Ø 20 mm	3-03422																																																																							
16	PIAGGIO Centering sleeve	3-03423																																																																							
17	BMW/HONDA Pressure piece	3-03407																																																																							
	PRA3 Motorcycle extension for sensor. For models with clip.	8-21100116	-	-	-	-	O	O	O	O	O	O	O	O	O	O	O	O	O	O	O	O	O																																																		

ACCESSORIES FOR WHEEL BALANCERS FOR CARS & MOTORCYCLES

Image	Description	Code	EYE-LIGHT Plus	EM9980 C Plus	EM9780 C Plus	EM9780 Plus Line	EM9580 C Plus TouchScr	EM9580 Plus Touchscreen	EM9580 C Plus	EM9580 Plus	EM9550 C Plus	EM9550 Plus	EM9380 C / Touchscreen	EM9680 / Touchscreen	EM9350 C	EM9350	EM9280 C	EM9280	EM9250 C Premium	EM9250 Premium	EM9250 Professional	EM9250 Basic	EM9250 Basic BikeLine
	Ø10mm Centering shaft extra-long 230mm, for possible completion of code 8-21120012	8-21100257																					
	1	SHAFT Ø 10 MM	3-03864	○	○	○	○	○	○	○	○	○	○	○	○	○	○	○	○	○	○	○	○
	2	SPACER	3-03865																				
	3	CENTERING CONE D. 12÷20 MM	3-03866																				
	4	RING NUT M 10	3-03867																				
MOTORCYCLE STANDARD ACCESSORIES																							
	PRA4 Motorcycle extension for sensor. For models without clip.	8-21100155	-	-	-	-	-	-	-	-	-	-	○	○	○	○	○	○	○	○	○	○	■
	BIKE UPGRADE KIT 19 Additional module to BIKE UNIVERSAL KIT	8-21120013	○	○	○	○	○	○	○	○	○	○	○	○	○	○	○	○	○	○	○	○	○
	1	CENTERING SLEEVE D. 22 mm	3-03383																				
	2	CENTERING SLEEVE D. 25,4 mm	3-03384																				
	3	CENTERING SLEEVE D. 25 mm	3-03385																				
	4	CENTERING SLEEVE D. 26 mm	3-03386																				
	5	CENTERING SLEEVE D. 28 mm	3-03387																				
	6	CENTERING SLEEVE D. 32 mm	3-03388																				
	7	CENTERING SLEEVE D. 35 mm	3-03389																				
	8	CENTERING SLEEVE D. 30 mm	3-03390																				
	9	Short spacer D. 20 mm	3-03391																				
	10	HARLEY D. PRESSURE SWITCH	3-03392																				
	11	Quick Fix for shaft D. 19	3-03393																				
	12	M 14 Knurled nut	3-03418																				
	13	Wheel holder shaft D. 19 mm	3-03396																				
	14	Wall board	3-03395																				


ACCESSORIES FOR WHEEL BALANCERS FOR CARS & MOTORCYCLES

Image	Description	Code	EYE-LIGHT Plus	EM9980 C Plus	EM9780 C Plus	EM9780 Plus Line	EM9580 C Plus TouchScr	EM9580 Plus Touchscreen	EM9580 C Plus	EM9580 Plus	EM9550 C Plus	EM9550 Plus	EM9380 C / Touchscreen	EM9380 / Touchscreen	EM9350 C	EM9350	EM9280 C	EM9280	EM9250 C Premium	EM9250 Premium	EM9250 Professional	EM9250 Basic	EM9250 Basic BikeLine
MOTORCYCLE STANDARD ACCESSORIES																							
	BIKE MONOLEVER KIT 19 Additional module to BIKE UPGRADE KIT for motorcycle wheels with monolever.	8-21120014	○	○	○	○	○	○	○	○	○	○	○	○	○	○	○	○	○	○	○	○	
	1	Centering sleeve ducati/triumph	3-03397																				
	2	Centering sleeve MV AGUSTA/HONDA	3-03398																				
	3	Centering sleeve HONDA GL 1800 / NTV 650	3-03399																				
	4	Centering sleeve APRILIA/BMW/YAMAHA	3-03400																				
	5	Centering sleeve TRIUMPH/HONDA VFR1200	3-03401																				
	6	PRESSUR PIECE	3-03402																				
	7	Centering FLANGE KTM SUPERDUKE+TRIUMPH	3-03403																				
	8	SPACING SLEEVE, LONG	3-03404																				
	9	Centering disc BMW II (from year of manufacture 2005) also r v1200 gs	3-03405																				
	10	Centering disc BMW I (from year of manufacture 2005) apart r v1200 gs, moto guzzi (FROM 2008) (INTERNAL Ø 14)	3-03406																				
	Ø14mm Centering shaft extra-long 318mm, for possible completion of code 8-21120012	8-21120016	○	○	○	○	○	○	○	○	○	○	○	○	○	○	○	○	○	○	○	○	
	Ø19mm Centering shaft extra-long 365mm, for possible completion of code 8-21120013	8-21120017	○	○	○	○	○	○	○	○	○	○	○	○	○	○	○	○	○	○	○	○	

EM 9050 SPACESAVER



STANDARD ACCESSORIES



Code	Electrical Supply	Description
0-21109051/16	200-230V/1Ph/50-60Hz	EM 9050 SPACESAVER - Hand Spin Portable wheel balancer for car tyres, compact in dimensions and weight; specially designed for the mobile service and for workshops having a reduced working space. Manual spin version. SmartArm 28" automatic wheel sizes detection. Lever operated brake.
0-21109050/16	200-230V/1Ph/50-60Hz	EM 9050 SPACESAVER - Motorized Spin Portable wheel balancer for car tyres, compact in dimensions and weight; specially designed for the mobile service and for workshops having a reduced working space. Lever-actuated motorized spin version. SmartArm automatic wheel sizes detection. Lever operated brake.
0-21109055/16	100-115V/1Ph/50-60Hz	As above, but with different power supply

EM 9050 - TILT UP - HAND SPIN



STANDARD ACCESSORIES




Code	Electrical Supply	Description
0-21109052/16	200-230V/1Ph/50-60Hz	EM 9050 - TILT UP - Hand Spin Special version for mobile service. Ideal to work inside the van thanks to the possibility of tilting the measuring unit to vertical position. Manual spin version, SmartArm automatic wheel size detection. Lever operated brake.

EM 9050 - SLIDE - MOTORIZED SPIN



STANDARD ACCESSORIES



Code	Electrical Supply	Description
0-21109053/16	200-230V/1Ph/50-60Hz	Special version for mobile service. It can be extracted from the side door and allows working comfortably outside the van. Lever-actuated motorised spin version, SmartArm automatic wheel size detection. Lever operated brake.

EM 9050 WORKBENCH





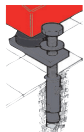


STANDARD ACCESSORIES



Code	Electrical Supply	Description
0-21109057/16	100÷230/1Ph/50-60Hz	EM9050 WORKBENCH - Hand Spin. Extremely compact wheel balancer. It can be fixed to a workbench. For hobbyists, small workshops or for mobile service. SmartArm 28" automatic wheel size detection. Lever operated brake. Manual spin version.
0-21109056/16	200÷230/1Ph/50-60Hz	EM9050 WORKBENCH - Motorized Spin. Extremely compact wheel balancer. It can be fixed to a workbench. For hobbyists, small workshops or mobile service. SmartArm 28" automatic wheel size detection. Lever operated brake. Lever-actuated motorised spin version
0-21109058/16	100÷115V/1Ph/50-60Hz	EM9050 WORKBENCH - Motorized Spin. As above, but with different power supply


RECOMMENDED ACCESSORIES FOR CAR MOBILE SERVICE

Image	Description	Code		EM 9050 HS	EM 9050 Motor	EM 9050 Tilt	EM 9050 Slide	EM 9050 WB HS	EM 9050 WB Motor
	PL side foot for installation without anchoring to floor; available in red (/16) and grey (/90) color (not for EM9050 SLIDE version)	8-21101100/XX		O	O	O	-	-	-
	Trolley Kit for an easier handling (not for EM9050 SLIDE version)	8-21101200		O	O	O	-	-	-
	AL12 - 12v power supply kit (only for EM9050 Hand Spin versions)	8-21101000		O	-	O	-	O	-
	TILT kit to obtain the TILT version; Ideal to work inside the van thanks to the possibility of tilting the measuring unit to vertical position	8-21101300		O	O	-	-	-	-
	KFTU Kit - anchoring kit to floor (already supplied with EM9050 Hand Spind, EM9050 Motorized Spin, EM9050 TILT UP)	8-21101010		■	■	■	-	-	-

RECOMMENDED ACCESSORIES FOR CAR MOBILE SERVICE

Image	Description	Code	EM 9050 HS	EM 9050 Motor	EM 9050 Tilt	EM 9050 Side	EM 9050 WB HS	EM 9050 WB Motor								
	ARF Accessory for off-road wheels Ø 100 ÷118,5 mm, Ø 100 ÷129,5 mm CGF - Off-road wheel cone (vans) 4-103186 PCF1 - Wheel protector for centring alloy rims 4-115868 CF1 - Wheel clamping cap 4-115863	8-21100080	○	○	○	○	○	○								
	MLC Handle spin for FRU-SA flange	802244344	○	-	○	-	○	-								
	DX/CFB Centring accessory for vans and of-road wheels Ø 117÷173 mm.	8-21100141	○	○	○	○	○	○								
	<table border="1"> <tr> <td>DX1</td> <td>Spacer</td> <td>4-107426</td> </tr> <tr> <td>CF1</td> <td>Cone for vans ø 117÷147 mm</td> <td>4-107423</td> </tr> <tr> <td>CF2</td> <td>Cone for vans ø 143÷173 mm</td> <td>4-107424</td> </tr> </table>	DX1	Spacer	4-107426	CF1	Cone for vans ø 117÷147 mm	4-107423	CF2	Cone for vans ø 143÷173 mm	4-107424						
DX1	Spacer	4-107426														
CF1	Cone for vans ø 117÷147 mm	4-107423														
CF2	Cone for vans ø 143÷173 mm	4-107424														
	SBC Set of six centring bushes ø 40 mm.	8-21100082	○	○	○	○	○	○								
	B1 AUDI, BMW, Chrysler, Opel, Rover, Seat, VW, Daewoo, Galaxy (Ford), Lotus, British-Leyland, Smart (Mercedes), Skoda	4-105075														
	B2 Citroën, Hyundai, Lancia, Maserati, Mazda, Mercedes, Mitsubishi, Nissan, Opel, Peugeot, Saab, Volvo.	4-105076														
	B3 BMW, Jaguar, Aston Martin.	4-105077														
	B4 Ford, Honda, Rover	4-105078														
	B5 Autobianchi, Alfa Romeo, Citroën, Fiat, Lada, Lancia, Jalbot, Biturbo (Maserati), Mazda, Nissan, Peugeot, Porsche, Renault, 2600-3500 serie (Rover), Seat =>90, Skoda, Toyota.	4-105079														
B7 Citroën, Daihatsu, Honda, Kia, Mazda, Mitsubishi, Peugeot, Rover, Subaru, Toyota, Agila (Opel), Suzuki, Hyunday.	4-105080															
	VGBP Handle for wheel ring nut	802260682	○	■	○	■	○	■								

RECOMMENDED ACCESSORIES FOR CAR MOBILE SERVICE

Image	Description	Code		EM 9050 HS	EM 9050 Motor	EM 9050 Tilt	EM 9050 Slide	EM 9050 WB HS	EM 9050 WB Motor
	<p>LASER BLADE KIT: to guide the operator in choosing the rim's inner planes without any errors and with extremely good visibility</p>	8-21120022		○	○	○	○	○	○

ET 1050 MOBILE TRUCK





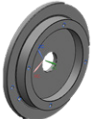


STANDARD ACCESSORIES



Code	Electrical Supply	Description
0-21101050/34	100÷230V/1ph/50-60Hz	ET1050 MOBILE TRUCK Hand spin. Portable wheel balancer for cars, trucks and bus tyres, compact in dimensions and weight; It can be fitted on every type of tyre changer for trucks with 4-arms wheel clamping system. Specially designed for the mobile service and for workshops having a reduced working space.
8-21101051		Compulsory customizing ET1050 Mobile Truck


RECOMMENDED ACCESSORIES FOR ET 1050 MOBILE TRUCK

Image	Description	Code	
	ART40 - TRUCKS FLANGES CENTERING KIT	8-21900220	
	GGR40 - Centering kit diam 40 for central hole wheels 183,5÷223 mm - 17,5"-19.5"rims (IVECO-MAN- DAF)	8-21100261	
	CAR MATE centering and clamping kit \varnothing 42÷ 103,5 mm	8-21100278	
	Trolley kit for storage stand	8-21101052	
	DTMS Adapter for mounting truck centering accessories, ART 40 EVO, KCT 40 EVO, and ARV 40.	8-21100267	

ET 1680 TRUCKLINE TOUCHSCREEN



STANDARD ACCESSORIES



NEW!

Code	Electrical Supply	Description
0-21101680/16	200-230V / 1Ph / 50-60Hz	Advanced touch-screen wheel balancer for heavy-duty wheels , capable of lifting and balancing wheels up to 52" in diameter and 300 kg. With the SMART ARM PLUS system, it provides fast and precise measurements using the Fast Selection Program (FSP) and the LaserBlade and LaserLine Pro pointers. It includes a variety of programs, including the Weight Management Plus. Optional SONAR sensors transform it into an advanced diagnostic tool, capable of detecting and correcting geometric defects that cause vibrations not solvable with traditional balancing (AWD Sonar and Run-Out kit not included).
0-21101681/16	100-115V / 1Ph / 50-60Hz	As above, but with different power supply

ET 1650 TRUCKLINE



STANDARD ACCESSORIES



NEW!

Code	Electrical Supply	Description
0-21101650/16	200-230V / 1Ph / 50-60Hz	Digital wheel balancer for heavy-duty wheels , capable of lifting and balancing wheels up to 52" in diameter and 300 kg. Equipped with the SMART ARM PLUS system, it ensures fast and precise measurements through the Fast Selection Program (FSP) and the LaserBlade and LaserLine Pro indicators. Easy to use, the balancer offers a wide range of programs to meet every need, guaranteeing excellent performance in all conditions. (AWD Sonar not included).
0-21101651/16	100-115V / 1Ph / 50-60Hz	As above, but with different power supply

ET 1450 TRUCKLINE



STANDARD ACCESSORIES



cod.
802227308



Code	Electrical Supply	Description
0-21101450/16	200÷230V/1Ph/50-60Hz	ET1450 MO - Compact motorized truck/bus balancer, SmartArm 28", AWC, automatic brake at the end of the spin; Inverter Technology System; integrated wheel lift
0-21101452/16	100÷115V/1Ph/50-60Hz	ET1450 MO As above but with different power supply
0-21101451/16	100÷230V/1Ph/50-60Hz	ET1450 HS - Compact handspin truck/bus balancer, SmartArm 28", AWC, manual brake, integrated wheel lift

ET 88



STANDARD ACCESSORIES



* The ET88 without wheel guard has a single handling handle instead of a maneuver handle with accessory holder

Code	Electrical Supply	Description
2121110101/16	230V / 1Ph / 50Hz	ET88 Motorized machine for truck wheels with automatic data input, including monitor, wheel lifter and wheel guard.
2121110201/16	115V / 1Ph / 60Hz	ET88 Motorized machine for truck wheels with automatic data input, including monitor, wheel lifter and wheel guard.
2121110501/16	230V / 1Ph / 50Hz	ET88 Motorized machine for truck wheels with automatic data input, including monitor, wheel lifter (wheel guard NOT included)
2121110502/16	230V / 1Ph / 60Hz	ET88 Motorized machine for truck wheels with automatic data input, including monitor, wheel lifter (wheel guard NOT included)

ET 77



STANDARD ACCESSORIES



COD.
802227308

COD.
238304









Code	Electrical Supply	Description
2123120101/16	230V / 1Ph / 50-60Hz	ET77 LED display, motorized machine for truck wheels with automatic data input, including wheel lifter and wheel guard.
2123120201/16	115V / 1Ph / 60Hz	ET77 LED display, motorized machine for truck wheels with automatic data input, including wheel lifter and wheel guard.
2123120501/16	230V / 1Ph / 50Hz	ET77 LED display, motorized machine for truck wheels with automatic data input, including wheel lifter (wheel guard NOT included).





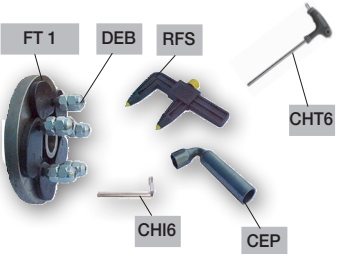
ACCESSORIES FOR OFF-THE-VEHICLE WHEEL BALANCERS FOR TRUCKS

Image	Description	Code	ET1680	ET1650	ET1450 MO	ET1450 HS	ET88	ET77		
CENTRING AND CLAMPING										
	KIT ART 40 EVO - Premium heavy duty adaptor kit		8-21100269		O	O	O	O	-	-
	FAT 1	FAT1 EVO SUPPORT FLANGE FOR TRUCK RIMS WITH CENTRAL HOLE Ø160/176/200 mm	4-141439							
	FAT 2	FAT2 EVO SUPPORT FLANGE FOR TRUCK RIMS WITH CENTRAL HOLE Ø220/280 mm	4-141440							
	PT	PIN FOR CENTERING TRUCK WHEELS WITH Ø18÷35 mm HOLES	5-125120							
	PMT	MAXI PIN FOR CENTERING TRUCK WHEELS WITH Ø28÷47 mm HOLES	5-125119							
	MFE	MFE 40 CENTERING FLANGE FOR TRUCK WHEELS WITH 6/8/10 FIXING HOLES 6 x 205 / 6 x 222 / 6 x 245 / 8 x 275 / 8 x 285 / 10 x 225 / 10 x 285,75 / 10 x 335	5-125117							
	RFT	RFT HOLE DETECTOR FOR MEASURING	5-125118							
	KCT 40 EVO - Heavy duty cone kit		8-21100268		O	O	O	O	-	-
	CT 161	CT161 D40 MEDIUM DOBULE SIDE CONE Ø159÷180/ 198÷204 mm	4-141436							
	DTB 2	DBT 2 DOUBLE SIDE TRUCK WHEEL SUPPORT SPACER FLANGE	4-141437							
	CT 221	CT221 D40 LARGE DOUBLE SIDE CONE Ø 220÷281 mm	4-141438							
	ARV 40 PREMIUM Medium & Light commercial veichle adaptor kit		8-21100270		O	O	O	O	-	-
	FAT 3	FAT3 SUPPORT FLANGE FOR RIMS WITH CENTRAL HOLE Ø129/141 mm	4-141446							
	FAT 4	FAT4 SUPPORT FLANGE FOR RIMS WITH CENTRAL HOLE Ø137/160 mm	4-141445							
	RFT	RFT HOLE DETECTOR FOR MEASURING	5-125118							
	PT	PIN FOR CENTERING TRUCK WHEELS WITH Ø18÷35 mm HOLES	5-125120							
	FPF6	FPF6 D40 CENTERING FLANGE FOR WHEELS WITH 6 FIXING HOLES 170 / 180 / 184,15 / 185 / 200 / 205 / 214,5 / 222,3 / 241,3/ 245 "	5-125122							

ACCESSORIES FOR OFF-THE-VEHICLE WHEEL BALANCERS FOR TRUCKS

Image	Description	Code						
			ET1680	ET1650	ET1450 MO	ET1450 HS	ET88	ET77
CENTRING AND CLAMPING								
	GGR40 Centering kit \varnothing 40 for central hole wheels 183,5÷223 mm - 17,5" - 19.5"rims (IVECO-MAN- DAF)	8-21100261						
 DX1 CF1 CF2	DX-CBF Centring accessory for vans and off-road wheels \varnothing 117÷173 mm	8-21100141						
	DX1 Spacer 4-107426							
	CF1 Cone for vans \varnothing 117÷147 mm 4-107423							
	CF2 Cone for vans 143÷173 mm 4-107424							
	ARU40 \varnothing 42÷156 mm (1.65"÷6,14") - recessed spring included	8-21900191						
	CBG-2 Alloy wheel clamping cup (\varnothing 220 mm). Suits GTR40 EVO quick nut	8-21100284						
	GTR40 EVO PRO - Premium steel quick nut \varnothing 40x4 mm	8-21100275						
	GTR40 EVO - Quick nut \varnothing 40x4 mm	8-21100276						






ACCESSORIES FOR OFF-THE-VEHICLE WHEEL BALANCERS FOR TRUCKS

Image	Description	Code																
			ET1680	ET1650	ET1450 MO	ET1450 HS	ET88	ET77										
CENTRING AND CLAMPING																		
	GTR40 EVO HS - Quick nut Ø 40x4 mm with turning handle for truck & car	8-21100279	-	-	-	O	-	-										
	GTV40 - Ring nut Ø 40x4 mm	8-21900194	O	O	O	-	-	-										
	GTM40 - Ring nut Ø 40x4 mm	8-21100272	-	-	-	O	-	-										
	TWS40 Truck wheel spacer Ø 40 (30mm - 1.19")	8-21100290	O	O	O	O	-	-										
	FRU-SA D.40 Universal flange for wheels with or without central hole.	8-21100091	O	O	O	O	-	-										
	<table border="1"> <tr> <td>FT 1</td> <td>Connecting rod with pin</td> <td>2401415</td> </tr> <tr> <td>DEB</td> <td>Conical/spheric nut for wheel fixing</td> <td>321878</td> </tr> <tr> <td>CHT6</td> <td>Chiave esagonale a T CH 6</td> <td>4-105877</td> </tr> <tr> <td>RFS</td> <td>Caliper</td> <td>441286</td> </tr> <tr> <td>CEP</td> <td>Hexagonal key CH 22</td> <td>426517</td> </tr> <tr> <td>CHI 6</td> <td>Hexagonal key CH 6</td> <td>600906</td> </tr> </table>								FT 1	Connecting rod with pin	2401415	DEB	Conical/spheric nut for wheel fixing	321878	CHT6	Chiave esagonale a T CH 6	4-105877	RFS
FT 1	Connecting rod with pin	2401415																
DEB	Conical/spheric nut for wheel fixing	321878																
CHT6	Chiave esagonale a T CH 6	4-105877																
RFS	Caliper	441286																
CEP	Hexagonal key CH 22	426517																
CHI 6	Hexagonal key CH 6	600906																

ACCESSORIES FOR OFF-THE-VEHICLE WHEEL BALANCERS FOR TRUCKS

Image	Description	Code	ET1680	ET1650	ET1450 MO	ET1450 HS	ET88	ET77
CENTRING AND CLAMPING								
	ART Professional centring accessory for truck wheels.	802239637	-	-	-	-	○	○
	FAT 1	Support flange for truck rims with hole ø160/176/200 mm	339635					
	FAT 2	Support flange for truck rims with hole ø220/280 mm	339636					
	PT	Pin for centring truck wheels with ø18-35 mm fastener screw holes	339668					
	PMT	MAXI pin for centring truck wheels with ø28-47 mm fastener screw holes	341818					
	MFE	Hub with flange	239655					
	RFT	Hole detector for measuring	245514					
	KCT Basic centring accessory for truck wheels.	802245159	-	-	-	-	○	○
	DBT	Double sided truck wheel support spacer flange	345160					
	CT 161	Medium double sided cone, ø159 ÷180 / 198 ÷204 mm	345161					
	CT 221	Large double sided cone, ø220-281 mm	345162					
	ARFT Centring accessory for of-road and van wheels Ø 110 to 165 mm.	802247716	-	-	-	-	○	○
	DPT	Van wheel support spacer flange	341843					
	CGT	Large double sided cone, ø110-165 mm	339672					

ACCESSORIES FOR OFF-THE-VEHICLE WHEEL BALANCERS FOR TRUCKS






Image	Description	Code	ET1680	ET1650	ET1450 MO	ET1450 HS	ET188	ET77	
CENTRING AND CLAMPING									
	GGR 223 Accessory for centre hole wheels from 190 to 223mm, rims 17,5-19,5 (IVECO - MAN - DAF)	8-21100222	-	-	-	-	O	O	
	DFT Spacer for FORD F350-450 to be used with ARFT.	802245527	-	-	-	-	O	O	
	ARU Basic centring accessory for car wheels Ø 47 to 115 mm.		802247782	-	-	-	-	O	O
	FTA	Flange for reducing passenger car wheel support diameter	339673						
	CPT	Small cone, ø 47-64 mm	339670						
	CMT	Medium double sided cone, ø 60-115 mm	339671						
	GTV Basic ring nut Ø 46 mm for trucks and cars.	802239121	-	-	-	-	O	O	
	GTR Quick ring nut Ø 46 mm for trucks and cars.	802443938	-	-	-	-	O	O	





ACCESSORIES FOR OFF-THE-VEHICLE WHEEL BALANCERS FOR TRUCKS

Image	Description	Code	ET1680	ET1650	ET1450 MO	ET1450 HS	ET88	ET77
CENTRING AND CLAMPING								
	FRU-SA D.46 - Universal flange for car and industrial vehicle wheels 3-4-5-6 holes (without central hole). Distance between holes \varnothing min. 90 max. 210 mm.	8-21100256	-	-	-	-	O	O
	FT 1	Connecting rod wit pin	4-135110					
	CHT6	T-Hexagonal key CH6	4-105877					
	DEB	DOUBLE SIDED (conical and spherical) nut for fastening wheels	321878					
	CHI6	Hexagonal key CH6	600906					
	RFS	Hole detector for measuring wheel fastener hole distance	441286					
	CEP	Hexagonal key CH 22	426517					
	MLC hand spin handle for FRU-SA flange	802244344	-	-	-	O	-	-
ELECTRONIC DEVICES								
	AWD kit for wheel width measurement by Sonar sensor	8-21100293/90	O	O	-	-	-	-
	RRS-W Radial Runout Sonar Wheel for the measurement of the tire's radial eccentricity	8-21100300/90	O	-	-	-	-	-

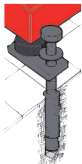


NEW!

ACCESSORIES FOR OFF-THE-VEHICLE WHEEL BALANCERS FOR TRUCKS



ACCESSORIES FOR OFF-THE-VEHICLE WHEEL BALANCERS FOR TRUCKS				ET1680	ET1650	ET1450 MO	ET1450 HS	ET188	ET77
Image	Description	Code							
ELECTRONIC DEVICES									
NEW! 	RRS-R Radial Runout Sonar Rim for measuring the wheel rim's radial eccentricity. Function available only when the RRS-W kit is present	8-21100301		O	-	-	-	-	-
NEW! 	LRS-W Lateral Runout Sonar Wheel for measuring the lateral eccentricity of the tire sidewall. Function available only when the RRS-W kit is present	8-21100302		O	-	-	-	-	-
 LAN CONNECTION KIT	LAN CONNECTION KIT Interconnection kit of the wheel balancer to the company management system network; it allow to view, archive and print remotely the different measurement and diagnostic reports of the diagnostic wheel balancer.	8-21100255		O	-	-	-	-	-
	AL12 - 12v power supply kit (only for EM9050 Hand Spin versions)	8-21101000		-	-	-	O	-	-
	Laser & Led kit	8-21100238		-	-	O	O	-	-

ACCESSORIES FOR OFF-THE-VEHICLE WHEEL BALANCERS FOR TRUCKS				ET1680	ET1650	ET1450 MO	ET1450 HS	ET88	ET77
Image	Description	Code							
MISCELLANEOUS									
	LASER BLADE KIT: to guide the operator in choosing the rim's inner planes without any errors and with extremely good visibility	8-21120022		■	■	○	○	-	-
	TRUCK TROLLEY KIT for an easier handling	8-21101400		-	-	○	○	-	-
	ROLL-BAR KIT - Side protection	8-21101401		-	-	○	○	-	-
	ACCESSORY RACK	8-21101402		○	○	○	○	○	○

ACCESSORIES FOR OFF-THE-VEHICLE WHEEL BALANCERS FOR TRUCKS

Image	Description	Code		ET1680	ET1650	ET1450 MO	ET1450 HS	ET88	ET77
MISCELLANEOUS									
	KFTU Kit - anchoring kit to floor (already supplied with EM9050 Hand Spind, EM9050 Motorized Spin, EM9050 TILT UP)	8-21101010		-	-	O	O	-	-
	PRT Wheel guard.	802260829		-	-	-	-	O	O
	AWR Adhesive weight remover.	802461006		O	O	O	O	O	O

ACCESSORIES FOR OFF-THE-VEHICLE WHEEL BALANCERS FOR TRUCKS

Image	Description	Code		ET1680	ET1650	ET1450 MO	ET1450 HS	ET88	ET77
MISCELLANEOUS									
	Monitor wide-screen 19"	8-21100235		-	-	-	-	■	-
	TWG Wheel guard kit with support.	8-21100298/90		-	-	O	-	-	-





NEXION S.p.A.
Strada Statale 468 n° 9 - 42015 CORREGGIO - R.E. - ITALY
Tel. +39 0522 639.111 - Fax +39 0522 639.150 - www.corgi.com - info@corgi.com



To protect the planet and reduce paper usage, our catalogues are viewable online at the website www.corgi.com. Printing responsibly contributes to saving the environment.

The manufacturer reserves the right to modify the prices of the products at any time.
Codice DPP6600246 - **WB_EX** - **W** - **2024**